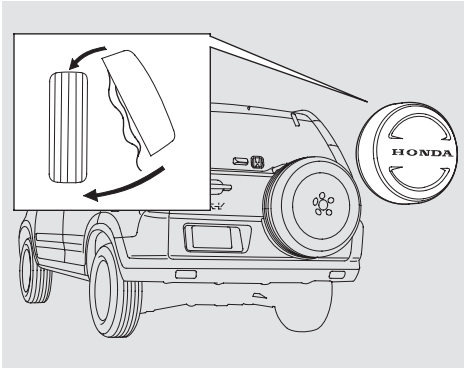
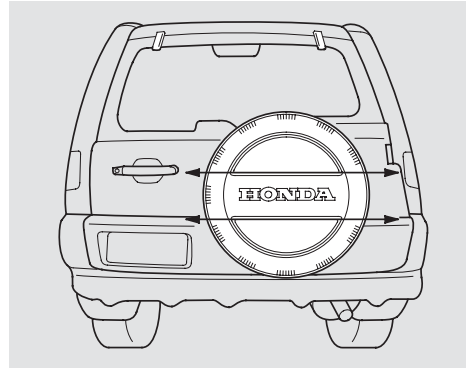


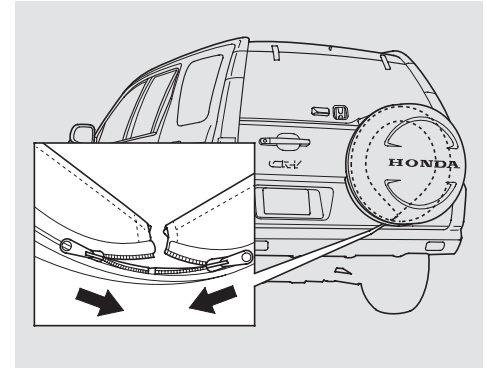
Hard plastic spare tire cover *On EX-L model in Canada*



35. Place the top of the cover over the spare tire, then gradually push the bottom of the cover over the bottom of the tire.



36. Make sure the cover is horizontal.
If needed, pivot the cover until the cover is horizontal.



37. Zip the cover closed.